

## Color Options

### Duratemp Siding Color Options



Custom Paint Colors - \$250.00 per color.

**Vinyl Siding**      Custom Vinyl Siding - Call for Quote.

**Standard ProVia Colors Available:**

Alabaster, Birchwood, Clay, Cream, Gray, Pewter, Sandalwood, Sage, White

*Please visit ProVia website for custom color selections @ [www.provia.com/vinyl-siding/colors](http://www.provia.com/vinyl-siding/colors)*

**GAF Timberline Asphalt Shingle Color Options**



Charcoal



Fox Hollow Gray




Hickory



Shakewood



Weather Wood



Hunter Green



Mission Brown



Pewter Gray



Williamsburg Slate

Custom Asphalt Shingles - Call for Quote.

(2) Color Options

Copyright 2022 Classic Garden Structures, LLC. Classic Garden Structures not responsible for typographical errors.

Prices subject to change without notice.

PRICELIST IS CONFIDENTIAL

# Floor & Siding Options List

## Floors

## Upgrade

8" OC Joist (per sq ft)	1.75
*12" OC Joist (per sq ft)	0.45
Pressure Treated 3/4" Square Edge Plywood (per sq ft)	0.85
Double Layer Pressure Treated 3/4" Plywood (per sq ft)	3.25
Insulated Floor with Double Bubble R Value - 1.5 (per sq ft)	1.25
Insulated Floor with Tyvek & 2" Styrofoam R Value - 10 (per sq ft)	3.75

\* 8 and 10 wide sheds standard 16" O.C. all other width standard 12" O.C.

## Siding \*

<u>Patriot &amp; Classic</u>	<u>Manor &amp; 1-story</u>	<u>1 1/2 &amp; 2-story</u>	<u>12" taller walls *****</u>
------------------------------	----------------------------	----------------------------	-------------------------------

### Use Duratemp base price for siding selections below

* Board & Batten Siding on Duratemp 2" Miratec Battens (per perimeter ft)	15	21	26	3
** Board & Batten Siding (Fir Panel / Pine Battens) (per perimeter ft)	Currently Not Available			
*** Board & Batten Siding (Pine w/ 3/4" CDX) (per perimeter ft)	Currently Not Available			
Cedar Rough Cut Knotty Beveled Siding (per perimeter ft)	Currently Not Available			
**** Cedar Shake Siding - Western Red Cedar (5/8" CDX) (per perimeter ft)	Currently Not Available			
Cedar Shake Siding - Eastern White Cedar R&R Clear (per perimeter ft)	Currently Not Available			
Smartside 6" or 8" Lap Siding (per perimeter ft)	18	19	20	4
Smooth smartsiding - available in 6" only.	22	24	25	4
LP Cedar Shake Siding - 10" Reveal (per perimeter ft)	51	51	62	10
LP Cedar Shake Siding in Gable Only (per perimeter ft)	17	26	36	N/A

### Use Vinyl base price for custom Provia siding selections below

Lifestyle Colors - Willowbrook (per perimeter ft)	3.00	4.25	5.00	0.75
Signature Colors - Willowbrook (per perimeter ft)	5.75	8.75	11.00	1.45
HeartTech Colors (per perimeter ft)	10.25	13.00	16	1.80
Provia Vinyl Cedar Shake 6 1/2" (per perimeter ft)	44	58	75	5.75
Provia Vinyl Beaded Siding (per perimeter ft)	13	16	20	2.15

Painted or Stained Cedar & Pine Siding (per perimeter ft)	9	13	15	N/A
---	---	----	----	-----

### Stain on kit form units is not recommended

### \* Arched and Eyebrow doors not available in Board & Batten siding

\*\* Fir Board & Batten siding - standard with Miratech trim

\*\*\* Pine - Board & Batten Siding - Must use Miratec trim - Pine trim is not an option

\*\*\*\* Cedar shake siding on Elite & Manor will have trim pc at gable splice

\*\*\*\*\* 12" taller walls column is upcharge on siding selection only

## Other Options List

	<u>Upgrade</u>	<u>Additional</u>
Custom Paint Color - Customer must provide sample (per color)	-	254
Diamond Door Plate (per foot)	-	4.00
Flower Box - 30"	-	131
Hinge - 10" strap hinges on Patriot Series (per door)	-	29
Loft - 2x4 Joist w/ 1/2" Plywood (per sq ft)	-	5
Loft - 2x6 Joist w/ 5/8" Plywood (per sq ft)	-	6
Loft - 2x8 Joist w/ 5/8" Plywood (per sq ft)	-	8
Pack & Shrink Wrap Kit - Duratemp (of base price)	-	4.35%
Pack & Shrink Wrap Kit - Vinyl	-	-
Partitions - Floor to Peak (per foot)	-	52
Partitions - Wall Height (per foot)	-	36
Rafters - Upgrade from 2x4 to 2x6 (per lineal ft)	13	-
Rafters - Upgrade from 2x6 to 2x8 (per lineal ft)	20	-
Rafters - Upgrade from 2x8 to 2x10 (per lineal ft)	29	-
Raise Side Walls to 7'-4 1/2" (per perimeter foot - Patriot & Classic)	-	5.00
Raise Side Walls to 7'-9" (per perimeter foot - Manor)	-	2.50
Raise Side Walls to 8'-4 1/2" (per perimeter foot - Elite)	-	9.50
Raise Side Walls 12" (per perimeter foot - Elite)	-	11.00
Raise Side Walls 24" (per perimeter foot - Garage)	-	17
Ramp - 5' x 4' Flat	-	160
Ramp - 6' x 4' Flat	-	181
Ramp - 8' x 4' Wedge	-	334
Ramp - 5' Adjustable Sill (includes 2 - 11" x 48" planks)	-	167
Ramp - 6' Adjustable Sill (includes 2 - 11" x 48" planks)	-	181
Additional planks for adjustable ramps (per piece)	-	58
Skylight - 30" x 30" (on Storage Sheds)	-	834
Stairs - L-Shaped or Straight Run (includes graspable handrail)	-	1,088
Stairs - Pull Down	-	471
Work Bench - 24" Wide w/ 5/8" Plywood (per lineal ft)	-	12.00
Walls - 2x6 (per perimeter ft, per floor)	9.50	-

### Upgrade Miratec trim to 1x6

1x6 Freeze Board under soffit / rake trim & 1x6 Corners (base price)	7.25	per perimeter ft
Dormers (length of dormer plus width of building)	7.25	per perimeter ft
1x6 trim on Transom Window	36	per window
1x6 trim on 9 x 7 Garage Doors	87	per door
1x6 trim per door or window	58	each

(24) Other Options

Copyright 2022 Classic Garden Structures, LLC. Classic Garden Structures not responsible for typographical errors.

Prices subject to change without notice.

PRICELIST IS CONFIDENTIAL

# Dormers

**Note ! Certain configurations require a ridge beam. (not included in dormer prices)**

**See Page 26 for estimated Ridge Beam sizes**

**6 or 8 ft wide Dormer (available on 2-story Alpine) does not include door or window**

Duratemp	Vinyl	Smartside	Cedar	Vinyl Shakes
2,030	2,030	N/A	N/A	N/A

\*Upgrade siding (width of dormer x siding upgrade)

**Transom Window Dormer (Available in A-Frame Elite, Manor & A-Frame High wall shed)**

**Duratemp or Vinyl**

	2 TW	3 TW	4 TW	5 TW	6 TW
<b>HW Sheds</b>	914	1,030	1,167	1,305	1,450
<b>Manors</b>	1,030	1,146	1,276	1,421	1,559
<b>Elites</b>	870	1,001	1,138	1,276	1,414

\*Upgrade siding on Transom Window dormers (width of shed x siding upgrade)

**Picture Window Dormer Available on Elites only - Window size = 24" x 24"**

**Ridge beam needed - see page 26 for estimated costs**

	2 - 24"x24"	3 - 24"x24"	4 - 24"x24"	5 - 24"x24"	6 - 24"x24"
<b>Elites</b>	1,196	1,305	1,436	1,559	1,682

\*Upgrade siding on Picture Window dormers (width of shed x siding upgrade)

**Shed Dormer (Available in 12 pitch Alpine only)**

**16' thru 18' wide 2 Story Buildings (Does not include windows)**

	Duratemp	Vinyl	Smartside	Cedar	Vinyl Shakes
<b>12' long</b>	3,190	3,190	N/A	N/A	N/A

**16 & 18 wide 14.00 X shed length for 2x8 rafters (required with shed dormer)**

Add \$100 per ft for longer lengths

Price includes Ice and Water Shield on Dormer Roof

\*Upgrade siding on shed dormer (perimeter ft of dormer x siding upgrade)

**Shed Dormer (Available in 10 & 12 pitch Alpine only)**

**20' thru 24' wide 2 Story Buildings (Does not include windows)**

	Duratemp	Vinyl	Smartside	Cedar	Vinyl Shakes
<b>12' long</b>	3,988	3,988	N/A	N/A	N/A

**20 & 22 wide 30 PSF 14.00 X shed length for 2x8 rafters (required with shed dormer)**

**20 & 22 wide 50 PSF 20.00 X shed length for 2x10 rafters (required with shed dormer)**

**24 wide 30 & 50 PSF 20.00 X shed length for 2x10 rafters (required with shed dormer)**

26 wide 30 & 50 Psf call for quote

Add \$120 per ft for longer lengths

Price includes Ice and Water Shield on Dormer Roof

\*Upgrade siding on shed dormer (perimeter ft of dormer x siding upgrade)

# Dormers

**Note ! Certain configurations require a ridge beam. (not included in dormer prices)  
See Below for estimated Ridge Beam sizes and costs**

## 6 ft Pool House Dormer W/Half Circle Window (available on A-Frame only)

Duratemp	Vinyl	Smartside	Cedar	Vinyl Shakes
906	906	979	1,124	1,160

## Extra Gable / A-Frame (available on A-Frame only)

10 - 16 wide

18 - 24 wide

Duratemp	Vinyl	Smartside	Cedar	Vinyl Shakes
75.00 x width of building	75.00 x width of building	*	*	*
90.00 x width of building	90.00 x width of building	*	*	*

\*Upgrade siding (width of gable x siding upgrade)

## Ridge Beam cost estimates

**Sizes noted are estimated size - Ridge beam size on plans will determine final price**

	35 PSF	50 PSF	70 PSF	
<b>14x14</b>	2 - 9 1/4" LVL 334	2 - 11 7/8" LVL 413	2 - 11 7/8" LVL 413	<b>14x14</b>
<b>14x16</b>	2 - 11 7/8" LVL 471	2 - 11 7/8" LVL 471	2 - 14" LVL 558	<b>14x16</b>
<b>14x18</b>	2 - 11 7/8" LVL 529	2 - 14" LVL 624	2 - 14" LVL 624	<b>14x18</b>
<b>14x20</b>	2 - 14" LVL 696	2 - 16" LVL 790	2 - 18" LVL 906	<b>14x20</b>
<b>14x22</b>	2 - 16" LVL 870	2 - 18" LVL 993	2 - 20" LVL 1573	<b>14x22</b>
<b>14x24</b>	2 - 16" LVL 950	2 - 18" LVL 1088	2 - 24" LVL 1718	<b>14x24</b>
<b>16x16</b>	2 - 11 7/8" LVL 471	2 - 14" LVL 558	2 - 14" LVL 558	<b>16x16</b>
<b>16x18</b>	2 - 14" LVL 624	2 - 14" LVL 624	2 - 16" LVL 711	<b>16x18</b>
<b>16x20</b>	2 - 14" LVL 696	2 - 16" LVL 790	2 - 18" LVL 906	<b>16x20</b>
<b>16x22</b>	2 - 16" LVL 870	2 - 18" LVL 993	2 - 20" LVL 1573	<b>16x22</b>
<b>16x24</b>	2 - 18" LVL 1088	2 - 20" LVL 1718	2 - 22" LVL 1718	<b>16x24</b>
<b>18x18</b>	2 - 14" LVL 624	2 - 16" LVL 711	2 - 18" LVL 812	<b>18x18</b>
<b>18x20</b>	2 - 16" LVL 790	2 - 18" LVL 906	2 - 20" LVL 1436	<b>18x20</b>
<b>18x22</b>	2 - 16" LVL 870	2 - 18" LVL 993	2 - 20" LVL 1573	<b>18x22</b>
<b>18x24</b>	2 - 18" LVL 1088	2 - 20" LVL 1718	3 - 20" LVL 2581	<b>18x24</b>
<b>20x20</b>	2 - 16" LVL 790	2 - 18" LVL 906	2 - 20" LVL 1436	<b>20x20</b>
<b>20x22</b>	2 - 18" LVL 993	2 - 20" LVL 1573	3 - 18" LVL 1486	<b>20x22</b>
<b>20x24</b>	2 - 18" LVL 1088	2 - 22" LVL 1718	3 - 20" LVL 2581	<b>20x24</b>
<b>22x22</b>	2 - 18" LVL 993	2 - 20" LVL 1573	3 - 20" LVL 2364	<b>22x22</b>
<b>22x24</b>	2 - 24" LVL 1718	2 - 22" LVL 1718	3 - 22" LVL 2581	<b>22x24</b>
<b>24x24</b>	2 - 24" LVL 1718	3 - 20" LVL 2581	3 - 22" LVL 2581	<b>24x24</b>

## Roof Options List

	<u>Upgrade</u>	<u>Additional</u>
<b>** Indicates (per square ft of floor space) **</b>		
Cedar Shake Roof - Patriot & Classic **	Currently Not Available	
Cedar Shake Roof - Manor **	Currently Not Available	
Cedar Shake Roof - Elite ** No installation	Currently Not Available	
Cedar Shake Roof on Dormer (per Dormer)	Currently Not Available	
Cedar Shake Roof on Extra gable (per Dormer)	Currently Not Available	
Hip Roof - see page 33		
Metal roof - includes 5/8" plywood - Patriot & Classic **	6.25	-
Metal roof - includes 5/8" plywood -Manor **	7.25	
Metal roof - 5/8" plywood - A-Frame - (Elite, Alpine, Vintage, Liberty, & Gentry )*	7.25	
Metal roof - 5/8" plywood -Dutch - (Elite, Alpine, Vintage, Liberty, & Gentry )**	8.25	
Metal roof on Dormer		652.50
Ridge Vent (per foot)		8.75
Ridge vent instead of gable vents (Elite & Manor)	-	
Ridge vent instead of gable vents (sheds) (per foot)		5.00
Shingle - Custom GAF Shingle Color ** (per sq ft of floor space)	3.00	
Tar Paper On Roof **		0.45

## Azek Trim Options

**Azek trim is not available on Arched or Eyebrow doors**

**Vented soffit is not available with Azek trim package**

### Elite, Alpine, Vintage, Liberty, & Gentry Azek Trim Package

	<b>3/4" Azek</b>	<b>3/4" Azek w/ hidden fasteners</b>
Azek Trim with Azek Soffit & Azek Corners (base price)	32 per perimeter ft	39
Dormers (length of dormer plus width of building)	11.50 per ft	17
Transom Window	44 per window	58
Azek Trim on 9 x 7 Garage Doors	196 per door	276
Azek Trim per door or window	80 each	116
Azek Trim on Porch Beam	22 per ft	33

### Patriot & Classic & Manor Azek Trim Package

Azek Trim & Soffit with Azek Corners (does not include window or door trim)	25 per perimeter ft	32
Azek Trim Package per door or window	80 each	116

## Aluminum & Wood Window Option List

Aluminum Windows With Trim	Code	Upgrade	Additional
18 X 27	B (Standard Size)		123
18 X 36	K (Standard Size*)		131
24 X 27	C (Standard Size*)		123
24 X 36	E (Standard Size*)		138
24 X 40	D	22	138
24 X 54	L	36	174
30 X 36	R	22	160
30 X 40	G	36	167
30 X 54	S	51	181
Transom Window above Single Door			160
Transom Window above Double Door			232
Transom Window above Window			138
Transom Window in Gable per transom			116
Tempered Glass window Upgrade (per window)		102	
Deduct Window from Shed - \$35.00 credit (per window)			
Vinyl window credit - \$125.00 credit (per window)			

\* - For Patriot Series only "B" window is Standard. \$10 upcharge for "K", "C" & "E" windows, \$25 upcharge for "R"

Wood Windows With Trim	Code	Upgrade	Additional
20 x 24 4 LITE Tilt-In Window		319	370
28 x 24 6 LITE Tilt-In Window		363	413
28 X 35 9 LITE Tilt-In Window		384	435
4 LITE over 4 LITE (single hung)		595	645
6 LITE over 6 LITE (single hung)		653	703
Transom Window above Single Door			232
Transom Window above Double Door			421

### Shutters

Shutters - 27" & 36" Miratec (per pair)	-	58
Shutters - 50" & 54" Miratec (per pair)	-	73
Shutters - With Z-Brace (per pair)	29	-
Shutters - 9" Vinyl Economy shutters (per pair)	-	51
Shutters - 12" Vinyl Shutters (per pair)	-	-

(28) Window & Shutter Options

Copyright 2022 Classic Garden Structures, LLC. Classic Garden Structures not responsible for typographical errors.

Prices subject to change without notice.

PRICELIST IS CONFIDENTIAL

# BIH Fiberglass Door Option List

**No warranty on BIH Doors and slabs**  
**BIH doors are available in white primer only - No paint**

Fiberglass Shed Doors:			<u>Upgrade</u>	<u>Additional</u>
3 ft	Slab	Solid	-	370
3 ft	Slab	w/ 9 lite	232	486
3 ft	Slab	w/ 11 lite (arch) or transom window	305	558
3 ft	Slab	w/ 15 lite	334	587
5 ft	Slab	Solid	406	660
5 ft	Slab	w/ 9 lite	645	899
5 ft	Slab	w/ 11 lite (arch) or transom window	790	1044
5 ft	Slab	w/ 15 lite	841	1095
6 ft	Slab	Solid	406	660
6 ft	Slab	w/ 9 lite	645	899
6 ft	Slab	w/ 11 lite (arch) or transom window	790	1044
6 ft	Slab	w/ 15 lite	841	1095
3 ft	Pre-Hung	Solid	341	595
3 ft	Pre-Hung	w/ 9 lite	421	674
3 ft	Pre-Hung	w/ 11 lite (arch) or transom window	471	725
3 ft	Pre-Hung	w/ 15 lite	493	747
6 ft	Pre-Hung	Solid	935	1189
6 ft	Pre-Hung	w/ 9 lite	1,153	1407
6 ft	Pre-Hung	w/ 11 lite (arch) or transom window	1,218	1472
6 ft	Pre-Hung	w/ 15 lite	1,291	1544
6 ft Glass Patio Slider with Screen			1,153	1407
Bronze or Clay Grills between 9 lite Glass (GBG) per window			145	
Bronze or Clay Grills between 15 lite Glass (GBG) per window			341	
Dead Bolt			131	



# Vinyl Windows & Provia Doors

All Pro Via doors and windows will be flashed where necessary

All windows - White inside / Flashing included in price

## Double Hung - Vinyl Insulated Windows

### Provia window pricing

	White	Painted Windows * Bronze, Red or Black
24 x 36	392	790
24 x 40	399	805
24 x 54	442	899
30 x 36	428	848
30 x 40	435	870
30 x 54	515	993
36 x 40	471	943
36 x 60	580	1124
30x54 (1/4 Transom muller into window)	609	1240
30 x 12 & 35 x 12 (5 lite) Transom	305	515
30 x 15 (1/2 round)	805	Call for price

Upgrade to tempered glass 110.00 per window

**\*Painted windows will have extended leadtimes !**

## Pro Via Door (standard 4 9/16" jamb) - choose Permatec or Wood jamb

	Permatec Jamb	Wood Jamb
3 ft Prehung Solid	1182	1059
3 ft Prehung w/ 3 lite or 6 lite transom window	1399	1269
3 ft Prehung w/ 9 lite	1399	1269
3 ft Prehung w/ 12 lite or 15 lite	1530	1407
5 ft Prehung Solid	2066	1907
5 ft Prehung w/ 3 lite or 6 lite transom window	2501	2335
5 ft Prehung w/ 9 lite	2509	2342
5 ft Prehung w/ 15 lite (not available in 12 lite)	2820	2574
6 ft Prehung Solid	2124	1979
6 ft Prehung w/ 3 lite or 6 lite transom window	2552	2407
6 ft Prehung w/ 9 lite	2567	2422
6 ft Prehung w/ 12 lite or 15 lite	2820	2668
	Permatec Jamb	Wood Jamb
Upgrade 3' Door to 6 9/16" Jamb (2x6 walls)	290	73
Upgrade Dbl Door to 6 9/16" Jamb (2x6 walls)	384	116

### Pro Via door standard features

20 Gauge Steel door panel  
 Painted door & jamb.  
 Permatec or Wood jambs - Please indicate on order  
 Grids between glass painted same color as door  
 Adjustable Threshold

### Available Pro Via door colors

Black  
 Brown  
 Red  
 White

(30) Pro Via Window & Door

Copyright 2022 Classic Garden Structures, LLC. Classic Garden Structures not responsible for typographical errors.

Prices subject to change without notice.

PRICELIST IS CONFIDENTIAL

## Duratemp Door Option List

	<u>Upgrade</u>	<u>Additional</u>
3 ft Arch Door	-	392
3 ft Door w/ Transom or Arch Trim	-	254
3 ft Door w/ Arched Transom Window	-	326
3 ft Eyebrow Door	-	363
3 ft Eyebrow Door w/ glass	-	435
3 ft Door w/ 6 or 9 lite sash	-	529
3 ft Door w/ 12 or 15 lite sash	-	580
	-	-
4 1/2 ft Double Door w/ Transom or Arch Trim	-	399
4 1/2 ft Double Door w/ Arched Transom Windows	145	544
5 ft Arch Double Door	210	609
5 ft Double Door w/ Transom or Arch Trim	-	399
5 ft Double Door w/ Arched Transom Windows	145	544
5 ft Eyebrow Double Door	189	587
5 ft Eyebrow Double Door w/ glass	334	732
	-	-
6 ft Arch Double Door	210	609
6 ft Double Door w/ Transom or Arch Trim	-	399
6 ft Double Door w/ Arched Transom Windows	145	544
6 ft Eyebrow Double Door	189	587
6 ft Eyebrow Double Door w/ glass	334	732
6 ft Double Door w/ 6 or 9 lite sash	551	950
6 ft Double Door w/ 12 or 15 lite sash	653	1051
6 ft Double Door w/ Arched Wood 6 lites and Crossbucks	609	1008
	-	-
8 ft Arch Double Door	NA	NA
8 ft Double Door w/ Transom or Arch Trim	406	805
8 ft Double Door w/ Arched Transom Windows	450	848
8 ft Eyebrow Double Door	638	1037
8 ft Eyebrow Double Door w/ glass	783	1182
8' 6" Double Door w/ Transom or Arch Trim	406	805
8 ft Double Door w/ 20 lite sash (Tempered)	1450	1849
Sliding Barn Door (all doors are built with T&G cedar siding)	145	per ft
Dutch Door (per door)	116	
Options listed not available in pine doors		
Custom size door	109	
Cross bucks - Per door	73	
Credit - Double Duratemp Doors	254	

## Garage Door Price List

*Garage Doors available in Almond, Black, Brown, Red, Sandstone, Tan and White*

**Pricing does not include aluminum threshold -Add \$85.00 if unit has wood floor**

	Steel OHD		Steel OHD Insulated w/ Steel backer	
	<u>SOLID</u>	<u>WINDOW</u>	<u>SOLID</u>	<u>WINDOW</u>
9' X 6' 6" & 9' x 7'	1363	1617	1813	2139
9' x 7' 6" & 9' X 8'	1530	1784	2074	2407
10' X 6' 6" & 10' x 7'	1486	1798	2016	2429
10' X 7' 6" & 10' x 8'	1675	1994	2320	2726
12' X 7'	2371	2748	2922	3422
12' X 8'	2820	3197	3466	3966
14' X 7'	2472	2915	3205	3785
14' X 8'	3023	3466	3872	4452
16' X 7'	2726	3234	3480	4147
16' X 8'	3321	3821	4234	4901

	Carriage Style OHD		Carriage Style OHD Insulated w/ steel backer	
	<u>SOLID</u>	<u>WINDOW</u>	<u>SOLID</u>	<u>WINDOW</u>
9' X 6' 6" & 9' x 7'	1443	1805	1892	2327
9' x 7' 6" & 9' X 8'	1610	1972	2153	2596
10' X 6' 6" & 10' x 7'	1566	1987	2095	2617
10' X 7' 6" & 10' x 8'	1755	2182	2400	2915
12' X 7'	2451	3038	3002	3712
12' X 8'	2900	3487	3545	4256
14' X 7'	2552	3205	3284	4075
14' X 8'	3103	3756	3951	4742
16' X 7'	2806	3524	3560	4437
16' X 8'	3400	4111	4314	5191

Carriage Style garage doors come standard with Blue Ridge Hinges and Handles

Flashing above Garage Door 55.00 per door

OHD in Weight Bearing Wall (up to 9 ft wide) 125.00 per door

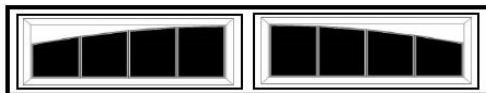
Wind Rated Garage Door (up to 120 mph) 250.00 per door - only available in Solid- Insulated w/ Steel Backer

Arched Trim above 9' Garage Door 125.00 per door

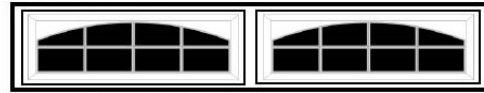
Arched Trim is only available on 9' garage doors

Alpine Handles (function as a lock) 85.00 per door

### Available Window Inserts for Carriage Style garage doors (included in CS price)




Wyndbridge Arch - 4 Panel



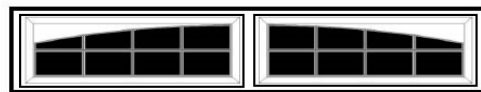
Stockton Arch - 8 Panel



Stockton - 8 Panel



Stockbridge - 4 Panel



Somerton Arch - 8 Panel

# Porches & Hip roofs

## Patriot & Classic Porch Options

	<b>Cost</b>	<b>Cost Basis</b>
<b>4x6 and 4x8 Built in Porch Option</b> includes one 4x4 vinyl post, ceiling and loft	1015	
Pressure Treated 5/4 Porch Deck	6	Sq Ft
Azek Porch Deck (gray or sand)	17	Sq Ft
22" Wide Window Counter Top	51	Per Ft
27" Wide Window Counter Top	58	Per Ft

## Post & Column options

4x4 Porch Post - wrapped with Miratech (max post spacing 10 ft)	167	each
6x6 Porch Post - wrapped with Miratech (max post spacing 10 ft)	203	each
4x4 Structural Vinyl Porch Post with trim package (does not include installation)	239	Per Post
6x6 Structural Vinyl Porch Post with trim package (does not include installation)	508	Per Post
6" Structural Porch Column with Trim Package (does not include installation)	471	Per Column
8" Structural Tapered Column with Trim Package (does not include installation)	645	Per Column
10" Structural Tapered Column with Trim Package (does not include installation)	761	Per Column
Install Porch Column or post (on site)	102	Per Column

## Gentry Porch Options (applies to page 21)

	<b>Cost</b>	<b>Cost Basis</b>
Credit No Floor		Sq Ft
Pressure Treated 5/4 Porch Deck	6	Sq Ft
Azek Porch Deck (gray or sand)	17	Sq Ft
Materials to Finish Raised Porch Ceiling	3.00	Sq Ft
Cathedral Porch Ceiling (requires ridge beam)		Call for Quote
Install Porch Ceiling	4.25	Sq Ft
Siding on interior of porch wall DT or Vinyl	26	Perimeter Ft

## Hip Roof pricing

	<b>Cost</b>	<b>Cost Basis</b>
8 -14 wide	44	per width of building
16 - 20 wide	58	per width of building

## Elite Lean-to Porch Options - No floor

(price does not include posts) Max post spacing = 10' OC

4 ft Deep Porch - \$50.00 X length of porch plus \$400.00

6 ft Deep Porch - \$55.00 X length of porch plus \$550.00

8 ft Deep Porch - \$60.00 X length of porch plus \$700.00

10 ft Deep Porch - \$65.00 X length of porch plus \$875.00

Install Lean-to Porch	10.25	Per Sq Ft
Materials to Finish Porch Ceiling - Duratemp or Vinyl soffit	7.50	Per Sq Ft

## Cupolas

<u>Style</u>	Asphalt or Aluminum	Pagoda Copper	Standard Clear Coat Copper	Automotive Clear Coat Copper
<b>Patriot Cupolas (price does not include paint)</b>				
<b>18" Vinyl Louvered Cupola</b>	312	522	602	653
<b>Hilton Series (Azek) (price does not include paint)</b>				
<b>21" Louvered Cupola</b>	486	718	798	848
<b>21" Windowed Cupola</b>	486	718	798	848
<b>24" Louvered Cupola</b>	551	805	906	950
<b>24" Windowed Cupola</b>	551	805	906	950
<b>30" Louvered Cupola</b>	783	1088	1233	1327
<b>30" Windowed Cupola</b>	783	1088	1233	1327
<b>36" Louvered Cupola</b>	1022	1436	1646	1755
<b>36" Windowed Cupola</b>	1022	1436	1646	1755
<b>48" Louvered Cupola</b>	1820	2951	3292	3545
<b>48" Windowed Cupola</b>	1820	2951	3292	3545

**Painted Azek Cupola (available in all colors) - \$85**

**Weather Vane Mount standard on all cupolas**