

Color Options

Duratemp Siding Color Options



Custom Paint Colors - \$175.00 per color.

Vinyl Siding Custom Vinyl Siding - Call for Quote.

Standard ProVia Colors Available:

Alabaster, Birchwood, Clay, Cream, Gray, Pewter, Sandalwood, Sage, White

Please visit ProVia website for custom color selections @ www.provia.com/vinyl-siding/colors

GAF Timberline Asphalt Shingle Color Options



Charcoal



Fox Hollow Gray



Hickory



Shakewood



Weather Wood



Hunter Green



Mission Brown



Pewter Gray



Williamsburg Slate

Custom Asphalt Shingles - Call for Quote.

(2) Color Options

Copyright 2022 Classic Garden Structures, LLC. Classic Garden Structures not responsible for typographical errors.

Prices subject to change without notice.

PRICELIST IS CONFIDENTIAL

Floor & Siding Options List

Floors

Upgrade

8" OC Joist (per sq ft)	1.75
*12" OC Joist (per sq ft)	0.45
Pressure Treated 3/4" Square Edge Plywood (per sq ft)	0.90
Double Layer Pressure Treated 3/4" Plywood (per sq ft)	3.25
Insulated Floor with Double Bubble R Value - 1.5 (per sq ft)	1.25
Insulated Floor with Tyvek & 2" Styrofoam R Value - 10 (per sq ft)	3.75

* 8 and 10 wide sheds standard 16" O.C. all other width standard 12" O.C.

Siding *

	<u>Patriot & Classic</u>	<u>Manor & 1-story</u>	<u>1 1/2 & 2-story</u>	<u>12" taller walls *****</u>
--	------------------------------	----------------------------	----------------------------	-------------------------------

Use Duratemp base price for siding selections below

* Board & Batten Siding on Duratemp 2" Miratec Battens (per perimeter ft)	16	21	27	3
** Board & Batten Siding (Fir Panel / Pine Battens) (per perimeter ft)	Currently Not Available			
*** Board & Batten Siding (Pine w/ 3/4" CDX) (per perimeter ft)	Currently Not Available			
Cedar Rough Cut Knotty Beveled Siding (per perimeter ft)	Currently Not Available			
**** Cedar Shake Siding - Western Red Cedar (5/8" CDX) (per perimeter ft)	Currently Not Available			
Cedar Shake Siding - Eastern White Cedar R&R Clear (per perimeter ft)	Currently Not Available			
Smartside 6" or 8" Lap Siding (per perimeter ft)	18	20	21	4
Smooth smartsiding - available in 6" only.	23	24	25	4
LP Cedar Shake Siding - 10" Reveal (per perimeter ft)	52	52	64	10
LP Cedar Shake Siding in Gable Only (per perimeter ft)	18	27	37	N/A

Use Vinyl base price for custom Provia siding selections below

Lifestyle Colors - Willowbrook (per perimeter ft)	3.00	4.50	5.25	0.75
Signature Colors - Willowbrook (per perimeter ft)	6.00	8.75	11.00	1.50
HeartTech Colors (per perimeter ft)	10.25	13.25	16	1.85
Provia Vinyl Cedar Shake 6 1/2" (per perimeter ft)	44	59	77	6.00
Provia Vinyl Beaded Siding (per perimeter ft)	13	16	21	2.20

Painted or Stained Cedar & Pine Siding (per perimeter ft)	9	13	15	N/A
---	---	----	----	-----

Stain on kit form units is not recommended

* Arched and Eyebrow doors not available in Board & Batten siding

** Fir Board & Batten siding - standard with Miratech trim

*** Pine - Board & Batten Siding - Must use Miratec trim - Pine trim is not an option

**** Cedar shake siding on Elite & Manor will have trim pc at gable splice

***** 12" taller walls column is upcharge on siding selection only

Other Options List

	<u>Upgrade</u>	<u>Additional</u>
Custom Paint Color - Customer must provide sample (per color)	-	259
Diamond Door Plate (per foot)	-	4.00
Flower Box - 30"	-	133
Hinge - 10" strap hinges on Patriot Series (per door)	-	30
Loft - 2x4 Joist w/ 1/2" Plywood (per sq ft)	-	5
Loft - 2x6 Joist w/ 5/8" Plywood (per sq ft)	-	6
Loft - 2x8 Joist w/ 5/8" Plywood (per sq ft)	-	8
Pack & Shrink Wrap Kit - Duratemp (of base price)	-	4.45%
Pack & Shrink Wrap Kit - Vinyl	-	-
Partitions - Floor to Peak (per foot)	-	53
Partitions - Wall Height (per foot)	-	37
Rafters - Upgrade from 2x4 to 2x6 (per lineal ft)	13	-
Rafters - Upgrade from 2x6 to 2x8 (per lineal ft)	21	-
Rafters - Upgrade from 2x8 to 2x10 (per lineal ft)	30	-
Raise Side Walls to 7'-4 1/2" (per perimeter foot - Patriot & Classic)	-	5.25
Raise Side Walls to 7'-9" (per perimeter foot - Manor)	-	2.50
Raise Side Walls to 8'-4 1/2" (per perimeter foot - Elite)	-	9.50
Raise Side Walls 12" (per perimeter foot - Elite)	-	11.00
Raise Side Walls 24" (per perimeter foot - Garage)	-	17
Ramp - 5' x 4' Flat	-	163
Ramp - 6' x 4' Flat	-	185
Ramp - 8' x 4' Wedge	-	340
Ramp - 5' Adjustable Sill (includes 2 - 11" x 48" planks)	-	170
Ramp - 6' Adjustable Sill (includes 2 - 11" x 48" planks)	-	185
Additional planks for adjustable ramps (per piece)	-	59
Skylight - 30" x 30" (on Storage Sheds)	-	850
Stairs - L-Shaped or Straight Run (includes graspable handrail)	-	1,109
Stairs - Pull Down	-	481
Work Bench - 24" Wide w/ 5/8" Plywood (per lineal ft)	-	12.25
Walls - 2x6 (per perimeter ft, per floor)	9.50	-

Upgrade Miratec trim to 1x6

1x6 Freeze Board under soffit / rake trim & 1x6 Corners (base price)	7.50	per perimeter ft
Dormers (length of dormer plus width of building)	7.50	per perimeter ft
1x6 trim on Transom Window	37	per window
1x6 trim on 9 x 7 Garage Doors	89	per door
1x6 trim per door or window	59	each

Dormers

Note ! Certain configurations require a ridge beam. (not included in dormer prices)

See Page 26 for estimated Ridge Beam sizes

6 or 8 ft wide Dormer (available on 2-story Alpine) does not include door or window

Duratemp	Vinyl	Smartside	Cedar	Vinyl Shakes
2,071	2,071	N/A	N/A	N/A

*Upgrade siding (width of dormer x siding upgrade)

Transom Window Dormer (Available in A-Frame Elite, Manor & A-Frame High wall shed)

Duratemp or Vinyl

	2 TW	3 TW	4 TW	5 TW	6 TW
HW Sheds	932	1,050	1,191	1,331	1,479
Manors	1,050	1,168	1,302	1,449	1,590
Elites	887	1,021	1,161	1,302	1,442

*Upgrade siding on Transom Window dormers (width of shed x siding upgrade)

Picture Window Dormer Available on Elites only - Window size = 24" x 24"

Ridge beam needed - see page 26 for estimated costs

	2 - 24"x24"	3 - 24"x24"	4 - 24"x24"	5 - 24"x24"	6 - 24"x24"
Elites	1,220	1,331	1,464	1,590	1,716

*Upgrade siding on Picture Window dormers (width of shed x siding upgrade)

Shed Dormer (Available in 12 pitch Alpine only)

16' thru 18' wide 2 Story Buildings (Does not include windows)

	Duratemp	Vinyl	Smartside	Cedar	Vinyl Shakes
12' long	3,254	3,254	N/A	N/A	N/A

16 & 18 wide 14.00 X shed length for 2x8 rafters (required with shed dormer)

Add \$100 per ft for longer lengths

Price includes Ice and Water Shield on Dormer Roof

*Upgrade siding on shed dormer (perimeter ft of dormer x siding upgrade)

Shed Dormer (Available in 10 & 12 pitch Alpine only)

20' thru 24' wide 2 Story Buildings (Does not include windows)

	Duratemp	Vinyl	Smartside	Cedar	Vinyl Shakes
12' long	4,067	4,067	N/A	N/A	N/A

20 & 22 wide 30 PSF 14.00 X shed length for 2x8 rafters (required with shed dormer)

20 & 22 wide 50 PSF 20.00 X shed length for 2x10 rafters (required with shed dormer)

24 wide 30 & 50 PSF 20.00 X shed length for 2x10 rafters (required with shed dormer)

26 wide 30 & 50 PSF call for quote

Add \$120 per ft for longer lengths

Price includes Ice and Water Shield on Dormer Roof

*Upgrade siding on shed dormer (perimeter ft of dormer x siding upgrade)

Dormers

**Note ! Certain configurations require a ridge beam. (not included in dormer prices)
See Below for estimated Ridge Beam sizes and costs**

6 ft Pool House Dormer W/Half Circle Window (available on A-Frame only)

Duratemp	Vinyl	Smartside	Cedar	Vinyl Shakes
924	924	998	1,146	1,183

Extra Gable / A-Frame (available on A-Frame only)

10 - 16 wide

18 - 24 wide

Duratemp	Vinyl	Smartside	Cedar	Vinyl Shakes
75.00 x width of building	75.00 x width of building	*	*	*
90.00 x width of building	90.00 x width of building	*	*	*

*Upgrade siding (width of gable x siding upgrade)

Ridge Beam cost estimates

Sizes noted are estimated size - Ridge beam size on plans will determine final price

	35 PSF	50 PSF	70 PSF	
14x14	2 - 9 1/4" LVL 340	2 - 11 7/8" LVL 422	2 - 11 7/8" LVL 422	14x14
14x16	2 - 11 7/8" LVL 481	2 - 11 7/8" LVL 481	2 - 14" LVL 569	14x16
14x18	2 - 11 7/8" LVL 540	2 - 14" LVL 636	2 - 14" LVL 636	14x18
14x20	2 - 14" LVL 710	2 - 16" LVL 806	2 - 18" LVL 924	14x20
14x22	2 - 16" LVL 887	2 - 18" LVL 1013	2 - 20" LVL 1605	14x22
14x24	2 - 16" LVL 969	2 - 18" LVL 1109	2 - 24" LVL 1753	14x24
16x16	2 - 11 7/8" LVL 481	2 - 14" LVL 569	2 - 14" LVL 569	16x16
16x18	2 - 14" LVL 636	2 - 14" LVL 636	2 - 16" LVL 725	16x18
16x20	2 - 14" LVL 710	2 - 16" LVL 806	2 - 18" LVL 924	16x20
16x22	2 - 16" LVL 887	2 - 18" LVL 1013	2 - 20" LVL 1605	16x22
16x24	2 - 18" LVL 1109	2 - 20" LVL 1753	2 - 22" LVL 1753	16x24
18x18	2 - 14" LVL 636	2 - 16" LVL 725	2 - 18" LVL 828	18x18
18x20	2 - 16" LVL 806	2 - 18" LVL 924	2 - 20" LVL 1464	18x20
18x22	2 - 16" LVL 887	2 - 18" LVL 1013	2 - 20" LVL 1605	18x22
18x24	2 - 18" LVL 1109	2 - 20" LVL 1753	3 - 20" LVL 2633	18x24
20x20	2 - 16" LVL 806	2 - 18" LVL 924	2 - 20" LVL 1464	20x20
20x22	2 - 18" LVL 1013	2 - 20" LVL 1605	3 - 18" LVL 1516	20x22
20x24	2 - 18" LVL 1109	2 - 22" LVL 1753	3 - 20" LVL 2633	20x24
22x22	2 - 18" LVL 1013	2 - 20" LVL 1605	3 - 20" LVL 2411	22x22
22x24	2 - 24" LVL 1753	2 - 22" LVL 1753	3 - 22" LVL 2633	22x24
24x24	2 - 24" LVL 1753	3 - 20" LVL 2633	3 - 22" LVL 2633	24x24

Roof Options List

	<u>Upgrade</u>	<u>Additional</u>
** Indicates (per square ft of floor space) **		
Cedar Shake Roof - Patriot & Classic **	Currently Not Available	
Cedar Shake Roof - Manor **	Currently Not Available	
Cedar Shake Roof - Elite ** No installation	Currently Not Available	
Cedar Shake Roof on Dormer (per Dormer)	Currently Not Available	
Cedar Shake Roof on Extra gable (per Dormer)	Currently Not Available	
Hip Roof - see page 33		
Metal roof - includes 5/8" plywood - Patriot & Classic **	6.25	-
Metal roof - includes 5/8" plywood -Manor **	7.50	
Metal roof - 5/8" plywood - A-Frame - (Elite, Alpine, Vintage, Liberty, & Gentry)*	7.50	
Metal roof - 5/8" plywood -Dutch - (Elite, Alpine, Vintage, Liberty, & Gentry)**	8.50	
Metal roof on Dormer		665.55
Ridge Vent (per foot)		8.75
Ridge vent instead of gable vents (Elite & Manor)	-	
Ridge vent instead of gable vents (sheds) (per foot)		5.25
Shingle - Custom GAF Shingle Color ** (per sq ft of floor space)	3.00	
Tar Paper On Roof **		0.45

Azek Trim Options

Azek trim is not available on Arched or Eyebrow doors

Vented soffit is not available with Azek trim package

Elite, Alpine, Vintage, Liberty, & Gentry Azek Trim Package

	3/4" Azek	3/4" Azek w/ hidden fasteners
Azek Trim with Azek Soffit & Azek Corners (base price)	33 per perimeter ft	40
Dormers (length of dormer plus width of building)	11.75 per ft	17
Transom Window	44 per window	59
Azek Trim on 9 x 7 Garage Doors	200 per door	281
Azek Trim per door or window	81 each	118
Azek Trim on Porch Beam	22 per ft	34

Patriot & Classic & Manor Azek Trim Package

Azek Trim & Soffit with Azek Corners (does not include window or door trim)	25 per perimeter ft	33
Azek Trim Package per door or window	81 each	118

Aluminum & Wood Window Option List

Aluminum Windows With Trim	Code	Upgrade	Additional
18 X 27	B (Standard Size)		126
18 X 36	K (Standard Size*)		133
24 X 27	C (Standard Size*)		126
24 X 36	E (Standard Size*)		141
24 X 40	D	22	141
24 X 54	L	37	177
30 X 36	R	22	163
30 X 40	G	37	170
30 X 54	S	52	185
Transom Window above Single Door			163
Transom Window above Double Door			237
Transom Window above Window			141
Transom Window in Gable per transom			118
Tempered Glass window Upgrade (per window)		104	
Deduct Window from Shed - \$35.00 credit (per window)			
Vinyl window credit - \$125.00 credit (per window)			

* - For Patriot Series only "B" window is Standard. \$10 upcharge for "K", "C" & "E" windows, \$25 upcharge for "R"

Wood Windows With Trim	Code	Upgrade	Additional
20 x 24 4 LITE Tilt-In Window		325	377
28 x 24 6 LITE Tilt-In Window		370	422
28 X 35 9 LITE Tilt-In Window		392	444
4 LITE over 4 LITE (single hung)		606	658
6 LITE over 6 LITE (single hung)		666	717
Transom Window above Single Door			237
Transom Window above Double Door			429

Shutters

Shutters - 27" & 36" Miratec (per pair)	-	59
Shutters - 50" & 54" Miratec (per pair)	-	74
Shutters - With Z-Brace (per pair)	30	-
Shutters - 9" Vinyl Economy shutters (per pair)	-	52
Shutters - 12" Vinyl Shutters (per pair)	-	-

(28) Window & Shutter Options

Copyright 2022 Classic Garden Structures, LLC. Classic Garden Structures not responsible for typographical errors.

Prices subject to change without notice.

PRICELIST IS CONFIDENTIAL

BIH Fiberglass Door Option List

No warranty on BIH Doors and slabs
BIH doors are available in white primer only - No paint

Fiberglass Shed Doors:			<u>Upgrade</u>	<u>Additional</u>
3 ft	Slab	Solid	-	377
3 ft	Slab	w/ 9 lite	237	495
3 ft	Slab	w/ 11 lite (arch) or transom window	311	569
3 ft	Slab	w/ 15 lite	340	599
5 ft	Slab	Solid	414	673
5 ft	Slab	w/ 9 lite	658	917
5 ft	Slab	w/ 11 lite (arch) or transom window	806	1065
5 ft	Slab	w/ 15 lite	858	1117
6 ft	Slab	Solid	414	673
6 ft	Slab	w/ 9 lite	658	917
6 ft	Slab	w/ 11 lite (arch) or transom window	806	1065
6 ft	Slab	w/ 15 lite	858	1117
3 ft	Pre-Hung	Solid	348	606
3 ft	Pre-Hung	w/ 9 lite	429	688
3 ft	Pre-Hung	w/ 11 lite (arch) or transom window	481	740
3 ft	Pre-Hung	w/ 15 lite	503	762
6 ft	Pre-Hung	Solid	954	1213
6 ft	Pre-Hung	w/ 9 lite	1,176	1435
6 ft	Pre-Hung	w/ 11 lite (arch) or transom window	1,242	1501
6 ft	Pre-Hung	w/ 15 lite	1,316	1575
6 ft Glass Patio Slider with Screen			1,176	1435
Bronze or Clay Grills between 9 lite Glass (GBG) per window			148	
Bronze or Clay Grills between 15 lite Glass (GBG) per window			348	
Dead Bolt			133	

Vinyl Windows & Provia Doors

All Pro Via doors and windows will be flashed where necessary

All windows - White inside / Flashing included in price

Double Hung - Vinyl Insulated Windows

Provia window pricing

	White	Painted Windows * Bronze, Red or Black
24 x 36	399	806
24 x 40	407	821
24 x 54	451	917
30 x 36	436	865
30 x 40	444	887
30 x 54	525	1013
36 x 40	481	961
36 x 60	592	1146
30x54 (1/4 Transom muller into window)	621	1265
30 x 12 & 35 x 12 (5 lite) Transom	311	525
30 x 15 (1/2 round)	821	Call for price

Upgrade to tempered glass 110.00 per window

***Painted windows will have extended leadtimes !**

Pro Via Door (standard 4 9/16" jamb) - choose Permatec or Wood jamb

	Permatec Jamb	Wood Jamb
3 ft Prehung Solid	1205	1080
3 ft Prehung w/ 3 lite or 6 lite transom window	1427	1294
3 ft Prehung w/ 9 lite	1427	1294
3 ft Prehung w/ 12 lite or 15 lite	1560	1435
5 ft Prehung Solid	2108	1945
5 ft Prehung w/ 3 lite or 6 lite transom window	2551	2381
5 ft Prehung w/ 9 lite	2559	2389
5 ft Prehung w/ 15 lite (not available in 12 lite)	2877	2625
6 ft Prehung Solid	2167	2019
6 ft Prehung w/ 3 lite or 6 lite transom window	2603	2455
6 ft Prehung w/ 9 lite	2618	2470
6 ft Prehung w/ 12 lite or 15 lite	2877	2721
	Permatec Jamb	Wood Jamb
Upgrade 3' Door to 6 9/16" Jamb (2x6 walls)	296	74
Upgrade Dbl Door to 6 9/16" Jamb (2x6 walls)	392	118

Pro Via door standard features

20 Gauge Steel door panel
 Painted door & jamb.
 Permatec or Wood jambs - Please indicate on order
 Grids between glass painted same color as door
 Adjustable Threshold

Available Pro Via door colors

Black
 Brown
 Red
 White

(30) Pro Via Window & Door

Copyright 2022 Classic Garden Structures, LLC. Classic Garden Structures not responsible for typographical errors.

Prices subject to change without notice.

PRICELIST IS CONFIDENTIAL

Duratemp Door Option List

	<u>Upgrade</u>	<u>Additional</u>
3 ft Arch Door	-	399
3 ft Door w/ Transom or Arch Trim	-	259
3 ft Door w/ Arched Transom Window	-	333
3 ft Eyebrow Door	-	370
3 ft Eyebrow Door w/ glass	-	444
3 ft Door w/ 6 or 9 lite sash	-	540
3 ft Door w/ 12 or 15 lite sash	-	592
	-	-
4 1/2 ft Double Door w/ Transom or Arch Trim	-	407
4 1/2 ft Double Door w/ Arched Transom Windows	148	555
5 ft Arch Double Door	214	621
5 ft Double Door w/ Transom or Arch Trim	-	407
5 ft Double Door w/ Arched Transom Windows	148	555
5 ft Eyebrow Double Door	192	599
5 ft Eyebrow Double Door w/ glass	340	747
	-	-
6 ft Arch Double Door	214	621
6 ft Double Door w/ Transom or Arch Trim	-	407
6 ft Double Door w/ Arched Transom Windows	148	555
6 ft Eyebrow Double Door	192	599
6 ft Eyebrow Double Door w/ glass	340	747
6 ft Double Door w/ 6 or 9 lite sash	562	969
6 ft Double Door w/ 12 or 15 lite sash	666	1072
6 ft Double Door w/ Arched Wood 6 lites and Crossbucks	621	1028
	-	-
8 ft Arch Double Door	NA	NA
8 ft Double Door w/ Transom or Arch Trim	414	821
8 ft Double Door w/ Arched Transom Windows	458	865
8 ft Eyebrow Double Door	651	1057
8 ft Eyebrow Double Door w/ glass	799	1205
8' 6" Double Door w/ Transom or Arch Trim	414	821
8 ft Double Door w/ 20 lite sash (Tempered)	1479	1886
Sliding Barn Door (all doors are built with T&G cedar siding)	148	per ft
Dutch Door (per door)	118	
Options listed not available in pine doors		
Custom size door	111	
Cross bucks - Per door	74	
Credit - Double Duratemp Doors	259	

Garage Door Price List

Garage Doors available in Almond, Black, Brown, Red, Sandstone, Tan and White

Pricing does not include aluminum threshold -Add \$85.00 if unit has wood floor

	Steel OHD		Steel OHD Insulated w/ Steel backer	
	<u>SOLID</u>	<u>WINDOW</u>	<u>SOLID</u>	<u>WINDOW</u>
9' X 6' 6" & 9' x 7'	1390	1649	1849	2182
9' x 7' 6" & 9' X 8'	1560	1819	2115	2455
10' X 6' 6" & 10' x 7'	1516	1834	2056	2477
10' X 7' 6" & 10' x 8'	1708	2034	2366	2781
12' X 7'	2418	2803	2980	3490
12' X 8'	2877	3261	3535	4045
14' X 7'	2522	2973	3269	3860
14' X 8'	3084	3535	3949	4541
16' X 7'	2781	3298	3550	4230
16' X 8'	3387	3897	4319	4999

	Carriage Style OHD		Carriage Style OHD Insulated w/ steel backer	
	<u>SOLID</u>	<u>WINDOW</u>	<u>SOLID</u>	<u>WINDOW</u>
9' X 6' 6" & 9' x 7'	1472	1841	1930	2374
9' x 7' 6" & 9' X 8'	1642	2011	2196	2647
10' X 6' 6" & 10' x 7'	1597	2026	2137	2670
10' X 7' 6" & 10' x 8'	1790	2226	2448	2973
12' X 7'	2500	3099	3062	3786
12' X 8'	2958	3557	3616	4341
14' X 7'	2603	3269	3350	4156
14' X 8'	3165	3831	4030	4836
16' X 7'	2862	3594	3631	4526
16' X 8'	3468	4193	4400	5295

Carriage Style garage doors come standard with Blue Ridge Hinges and Handles

Flashing above Garage Door 55.00 per door

OHD in Weight Bearing Wall (up to 9 ft wide) 125.00 per door

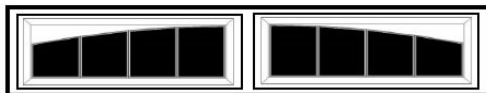
Wind Rated Garage Door (up to 120 mph) 250.00 per door - only available in Solid- Insulated w/ Steel Backer

Arched Trim above 9' Garage Door 125.00 per door

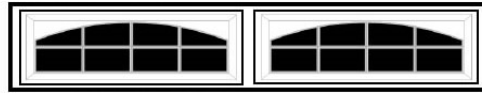
Arched Trim is only available on 9' garage doors

Alpine Handles (function as a lock) 85.00 per door

Available Window Inserts for Carriage Style garage doors (included in CS price)




Wyndbridge Arch - 4 Panel



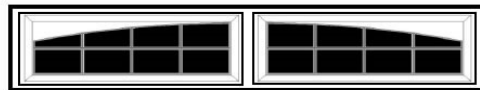
Stockton Arch - 8 Panel



Stockton - 8 Panel



Stockbridge - 4 Panel



Somerton Arch - 8 Panel

Porches & Hip roofs

Patriot & Classic Porch Options

	Cost	Cost Basis
4x6 and 4x8 Built in Porch Option includes one 4x4 vinyl post, ceiling and loft	1035	
Pressure Treated 5/4 Porch Deck	6	Sq Ft
Azek Porch Deck (gray or sand)	18	Sq Ft
22" Wide Window Counter Top	52	Per Ft
27" Wide Window Counter Top	59	Per Ft

Post & Column options

4x4 Porch Post - wrapped with Miratech (max post spacing 10 ft)	170	each
6x6 Porch Post - wrapped with Miratech (max post spacing 10 ft)	207	each
4x4 Structural Vinyl Porch Post with trim package (does not include installation)	244	Per Post
6x6 Structural Vinyl Porch Post with trim package (does not include installation)	518	Per Post
6" Structural Porch Column with Trim Package (does not include installation)	481	Per Column
8" Structural Tapered Column with Trim Package (does not include installation)	658	Per Column
10" Structural Tapered Column with Trim Package (does not include installation)	776	Per Column
Install Porch Column or post (on site)	104	Per Column

Gentry Porch Options (applies to page 21)

	Cost	Cost Basis
Credit No Floor		Sq Ft
Pressure Treated 5/4 Porch Deck	6	Sq Ft
Azek Porch Deck (gray or sand)	18	Sq Ft
Materials to Finish Raised Porch Ceiling	3.00	Sq Ft
Cathedral Porch Ceiling (requires ridge beam)		Call for Quote
Install Porch Ceiling	4.50	Sq Ft
Siding on interior of porch wall DT or Vinyl	27	Perimeter Ft

Hip Roof pricing

	Cost	Cost Basis
8 -14 wide	44	per width of building
16 - 20 wide	59	per width of building

Elite Lean-to Porch Options - No floor

(price does not include posts) Max post spacing = 10' OC

4 ft Deep Porch - \$50.00 X length of porch plus \$400.00

6 ft Deep Porch - \$55.00 X length of porch plus \$550.00

8 ft Deep Porch - \$60.00 X length of porch plus \$700.00

10 ft Deep Porch - \$65.00 X length of porch plus \$875.00

Install Lean-to Porch	10.25	Per Sq Ft
Materials to Finish Porch Ceiling - Duratemp or Vinyl soffit	7.75	Per Sq Ft

Cupolas

<u>Style</u>	Asphalt or Aluminum	Pagoda Copper	Standard Clear Coat Copper	Automotive Clear Coat Copper
Patriot Cupolas (price does not include paint)				
18" Vinyl Louvered Cupola	318	532	614	666
Hilton Series (Azek) (price does not include paint)				
21" Louvered Cupola	495	732	813	865
21" Windowed Cupola	495	732	813	865
24" Louvered Cupola	562	821	924	969
24" Windowed Cupola	562	821	924	969
30" Louvered Cupola	799	1109	1257	1353
30" Windowed Cupola	799	1109	1257	1353
36" Louvered Cupola	1043	1464	1679	1790
36" Windowed Cupola	1043	1464	1679	1790
48" Louvered Cupola	1856	3010	3357	3616
48" Windowed Cupola	1856	3010	3357	3616

Painted Azek Cupola (available in all colors) - \$85

Weather Vane Mount standard on all cupolas